

**UNITED STATES
SECURITIES AND EXCHANGE COMMISSION**
Washington, D.C. 20549

FORM 8-K

CURRENT REPORT
Pursuant to Section 13 OR 15 (d)
of the Securities Exchange Act of 1934

Date of Report (Date of earliest event reported): January 8, 2020

SESEN BIO, INC.
(Exact name of registrant as specified in its charter)

Delaware
(State or other jurisdiction
of incorporation)

001-36296
(Commission
File Number)

26-2025616
(I.R.S. Employer
Identification No.)

245 First Street, Suite 1800
Cambridge, MA
(Address of principal executive offices)

02142
(Zip Code)

Registrant's telephone number, including area code: (617) 444-8550

Not Applicable
(Former name or former address, if changed since last report.)

Check the appropriate box below if the Form 8-K filing is intended to simultaneously satisfy the filing obligation of the registrant under any of the following provisions:

- Written communications pursuant to Rule 425 under the Securities Act (17 CFR 230.425)
- Soliciting material pursuant to Rule 14a-12 under the Exchange Act (17 CFR 240.14a-12)
- Pre-commencement communications pursuant to Rule 14d-2(b) under the Exchange Act (17 CFR 240.14d-2(b))
- Pre-commencement communications pursuant to Rule 13e-4(c) under the Exchange Act (17 CFR 240.13e-4(c))

Title of each class	Trading Symbol(s)	Name of each exchange on which registered
Common Stock, par value \$0.001	SESN	The Nasdaq Stock Market LLC

Indicate by check mark whether the registrant is an emerging growth company as defined in Rule 405 of the Securities Act of 1933 (§230.405 of this chapter) or Rule 12b-2 of the Securities Exchange Act of 1934 (§240.12b-2 of this chapter).

Emerging growth company

If an emerging growth company, indicate by check mark if the registrant has elected not to use the extended transition period for complying with any new or revised financial accounting standards provided pursuant to Section 13(a) of the Exchange Act.

Item 8.01 - Other Events.

On January 8, 2020, Sesen Bio, Inc. (the "Company") posted an updated corporate presentation on its website www.sesenbio.com. The Company intends to use the presentation at the J.P. Morgan 38th Annual Healthcare Conference being held from January 13-16, 2019. A copy of the presentation is filed herewith as Exhibit 99.1 and is incorporated herein by reference.

Item 9.01 - Financial Statements and Exhibits.

(d) Exhibits.

Exhibit No.

Description

99.1

[Sesen Bio, Inc. Corporate Presentation - J.P. Morgan 38th Annual Healthcare Conference](#)

SIGNATURE

Pursuant to the requirements of the Securities Exchange Act of 1934, the registrant has duly caused this report to be signed on its behalf by the undersigned hereunto duly authorized.

Date: January 8, 2020

Sesen Bio, Inc.

By: /s/ Thomas R. Cannell, D.V.M.
Thomas R. Cannell, D.V.M.

President and Chief Executive Officer



sesen

b i o

J.P. Morgan 38th Annual Healthcare Conference

January 13-16, 2020



sesen
b i o




NASDAQ: S

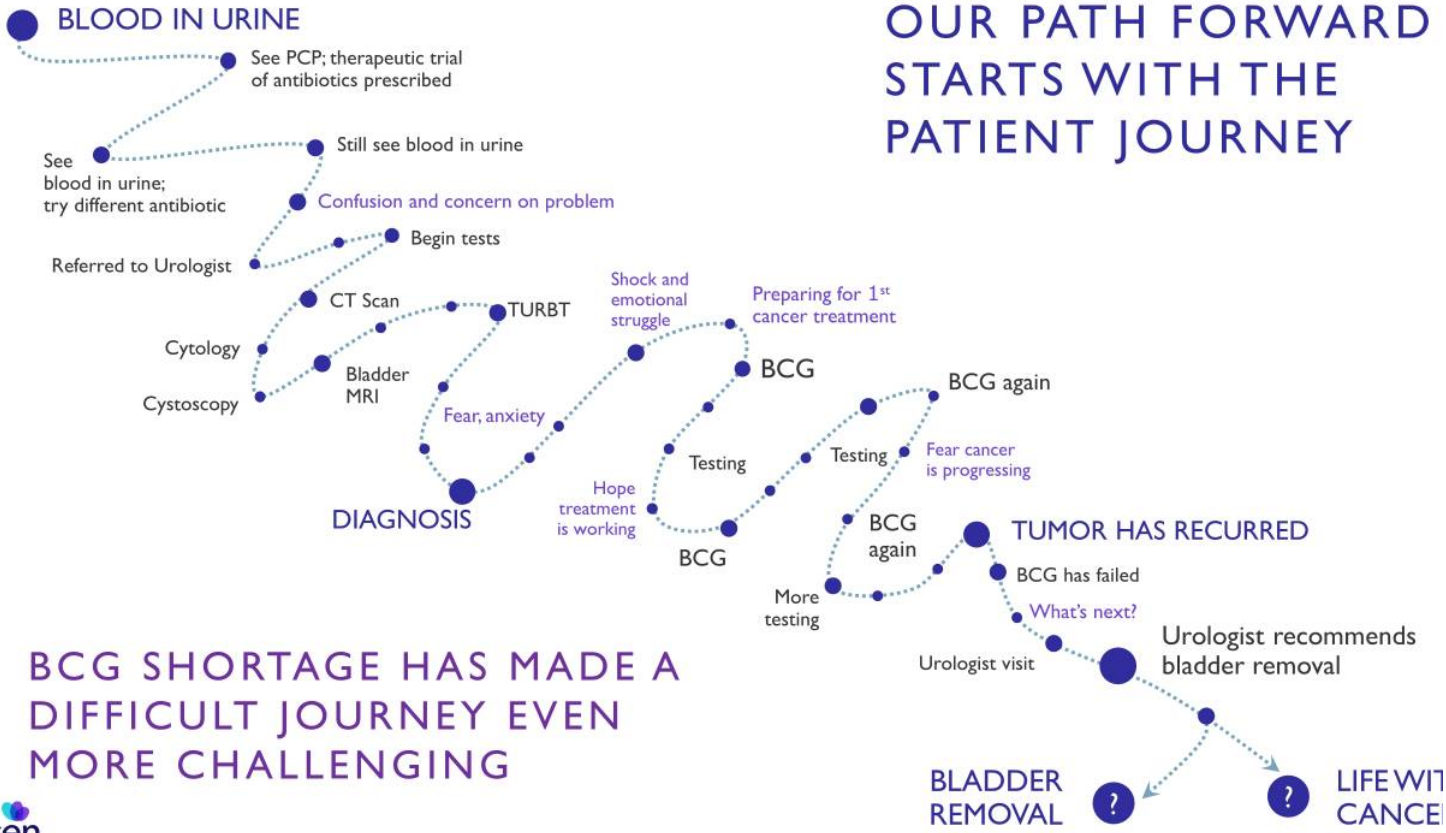
FORWARD-LOOKING STATEMENTS



We may not actually achieve the plans, intentions or expectations disclosed in our forward-looking statements, and you should not place undue reliance on our forward-looking statements. Actual results or events could differ materially from the plans, intentions and expectations disclosed in the forward-looking statements we make as a result of various important factors, including: our projected financial position and estimated cash burn rate, expectations regarding the completion of our BLA filing, the possibility that the available preliminary data of the Phase 3 VISTA Trial are not indicative of final data from all patients in the Phase 3 VISTA Trial and/or that the final data may not be positive with regard to the safety or efficacy of Vicinium®, our ability to successfully develop our product candidates and complete our planned clinical programs, the potential advantages or favorability of our product candidates, our ability to obtain marketing approvals for our product candidates, expectations regarding our ongoing clinical trials and future post-marketing confirmatory trials, availability and timing of data from clinical trials, the adequacy of any clinical models, expectations regarding regulatory approvals, our ability to obtain, maintain and protect our intellectual property for our technology and products, other matters that could affect the financial performance of the Company, other matters that could affect the availability or commercial potential of the Company's product candidates, and other factors discussed in the "Risk Factors" section of the Company's Annual Report on Form 10-K, and other reports on file with the Securities and Exchange Commission (SEC). The forward-looking statements contained in this presentation are made as of the date hereof, and Sesen Bio assumes no obligation to update any forward-looking statements whether as a result of new information, future events, or otherwise except as required by applicable law.



OUR PATH FORWARD STARTS WITH THE PATIENT JOURNEY



BCG SHORTAGE HAS MADE A DIFFICULT JOURNEY EVEN MORE CHALLENGING



Refer to slides 17-18 in the appendix for supporting patient experience data.

SESEN BIO

A late-stage oncology company seeking approval for Vicinium to treat BCG-unresponsive NMIBC

OUR MISSION

We are passionate in our commitment to save and improve the lives of patients

OUR TEAM

Talented, dedicated and experienced management



Thomas Cannell, DVM
President & Chief Executive Officer



Jeannick Cizeau, Ph.D.
Head of Research



Erin Clark
Vice President, Corporate Strategy
and Investor Relations



Monica Forbes
Chief Financial Officer



Jeanette Kohlbrenner
Human Resources Advisor



Glen MacDonald, Ph.D.
Chief Technology Officer



Omar Rifi
Vice President, Business Development
and Alliance Management



Louise Stejbach
Commercial Advisor



Mark Sullivan
General Counsel and
Corporate Secretary



Financial Overview

Cash position

- Ending cash and cash equivalents of \$57.9M as of Sept 30, 2019
- Sufficient cash to fund key strategic priorities into 4Q 2020

Capital structure

- 104.7 M shares of common stock outstanding as of Oct 31, 2019
 - No preferred stock
 - 134 M fully diluted¹
- No Debt



¹Fully diluted shares include outstanding warrants and stock options as of October 31, 2019.

AGENDA



1. Significant Unmet Medical Need
2. Highly Differentiated Product Candidate v Dual Mechanism of Action
3. Compelling Clinical Data Set
4. Clear Regulatory Path Forward
5. Large Global Commercial Opportunity
6. Reliable and Inexpensive Manufacturing Pr



~440,000
new cases each year globally¹

**BCG
SHORTAGE**
is complicating patient care

AFTER BCG
a patient's only option is to
undergo radical cystectomy
or face cancer progression

Significant Unmet Medical Need in NMIBC

Bladder cancer is the 6th most prevalent cancer in the US, of which 75%-85% is NMIBC

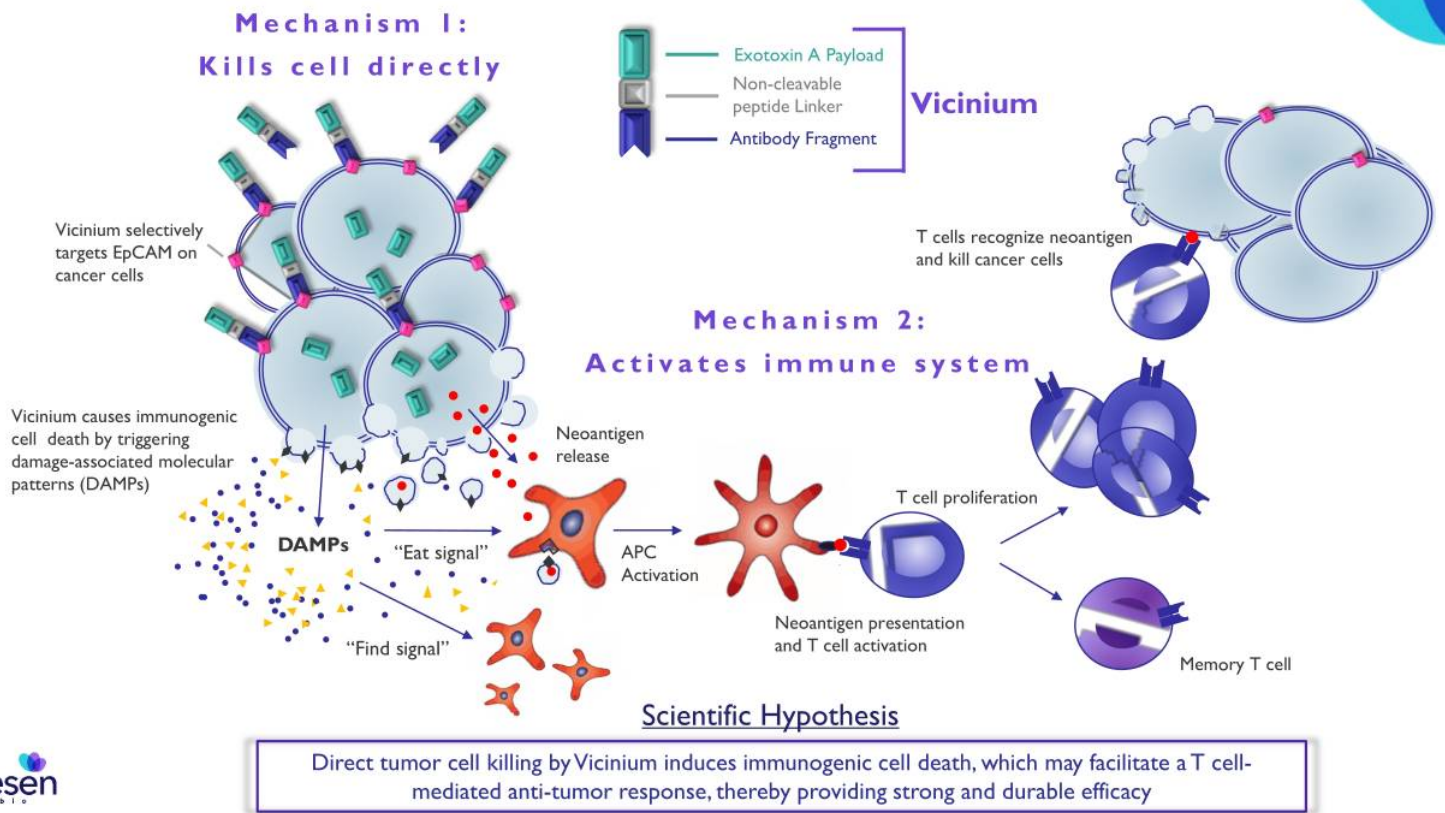
Bladder cancer is the single most expensive (\$4 billion/year) cancer to treat in the US

One of the worst patient experiences among common cancers

Survival rates for bladder cancer have decreased in recent years in the UK, during which time there was also a BCG shortage⁵

¹Bray F et al. CA Cancer J Clin, 2018. ²Anastasiadis et al. Therapeutic Advances in Urology, 2012. ³Siegel et al. CA Cancer J Clin, 2019. ⁴Mossanen M et al. Curr Opin Urol, 2014. ⁵Office of National Statistics, Aug 2019 Report.

Highly Differentiated Product Candidate with a Dual Mechanism of Action





Compelling Phase III Clinical Data Set

Efficacy at 3 months

- CIS: 40% complete response rate
- Papillary: 71% recurrence-free rate

Durable Efficacy

- CIS: 42% of CIS patients who had a complete response at 3 months remain disease-free for a total of 12 months after starting treatment
- Papillary: Median time to recurrence of 402 days

Encouraging time to cystectomy data

- Patients remain cystectomy-free for an average of 930 days
- Statistically significant difference between responders and non-responders

Promising survival data

- Overall survival of 96% at 24 months

Differentiated safety and tolerability profile

- 95% of all AEs were Grade 1 or 2
- Only 4% of patients experienced a treatment-related Grade 3-5 AE



Phase III data are as of the May 29, 2019 data cut.
For Phase II complete and partial response data, refer to slide 38 in the appendix.

Key 2019 FDA Milestones



Significantly advanced Vicinium towards regulatory review

- May 20th** **Type C Meeting: FDA Accepts Analytical Comparability Plan to Support the BLA and Commercialization of Vicinium**
- No additional clinical trials deemed necessary at this time, subject to final review of comparability data in the BLA
- Jun. 6th** **Type B pre-BLA Meeting: FDA Recommends Accelerated Approval Pathway and Rolling Review**
- Nonclinical data, clinical pharmacology data, and the safety database are sufficient to support a BLA submission
- Nov. 4th** **Type C Meeting: Gained alignment with FDA to enroll BCG-refractory patients who have received less-than-adequate BCG* in the post-marketing confirmatory trial**
- Broader population than originally discussed and if the trial is successful, this additional population is expected to be reflected in the label
 - The trial is expected to be powered to demonstrate the superior efficacy of Vicinium vs currently utilized therapies
- Dec. 4th** **Type B CMC pre-BLA Meeting: Gained alignment with the FDA on the final content of the BLA**
- Continue to work with FDA to accelerate the timing of the pre-license inspection
- Dec. 6th** **Initiated BLA submission for Vicinium under Rolling Review**



* Adequate BCG is defined by the FDA as at least 5 doses in an initial induction course, plus at least 2 doses in a second course

Clear Regulatory Path Forward for Vicinium in NMIBC



Anticipated Events

FDA

- Completion of BLA submission in the second half of 2020
 - Complete process performance qualification campaign with three successful commercial-scale manufacturing runs at Fujifilm and Baxter
 - Demonstrate analytical comparability
 - Collect sufficient stability data
 - Priority Review, upon acceptance of the BLA file by the FDA, is expected to reduce review timeline
- Oncologic Drugs Advisory Committee meeting
 - Win strong majority vote by demonstrating the favorable benefit-risk profile and clinically meaningful efficacy of Vicinium

OUS

- Feedback from EMA on regulatory pathway for marketing authorization application
- Feedback from Japan PMDA on regulatory pathway for new drug application



Refer to slides 28-32 in the appendix for supporting regulatory information.

Large Global Commercial Opportunity

Substantial US opportunity and OUS potential of 2-3 times the US

Anticipated virtuous cycle of advocacy across physicians, patients/caregivers, and payers to drive rapid uptake and strong growth after approval and launch

Highly concentrated market of ~1,500 Urologists treating ~75% of BCG patients allows for efficient targeting

Compelling Physician Intent to Prescribe

After reviewing the data, high-prescribing Urologists state they would prescribe Vicinium to



of their patients*



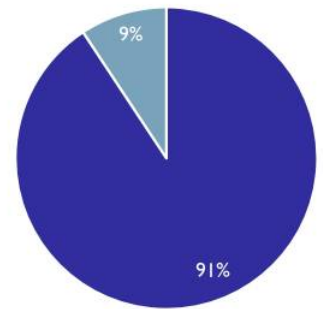
*Source: Sesen Bio Qualitative market research, Urologist IDIs June 2019, n = 30.

Vicinium has the potential to provide continuity of care for patients with NMIBC



Treatment Protocol	Treatment with BCG	Treatment with Vicinium	Intravenous Therapies
Treatment at Urology office	✓	✓	✗
Directed by Urologist	✓	✓	✗
Administration by Urology nurse	✓	✓	✗
Bladder infusion via urinary catheter	✓	✓	✗
2-hour infusion, hold, and rotation	✓	✓	✗

>90% of high-prescribing Urologists say that Vicinium would be very easy to integrate into their practice*



■ Easy to integrate ■ Not Easy to integrate



*Source: Sesen Bio Qualitative market research, Urologist IDIs June 2019, n = 30.

We have experienced partners for the global manufacturing and supply of Vicinium



- Licensed for commercial production of 8 approved products
- 25+ years developing and manufacturing biologics
- 310+ protein-based therapeutics in development and/or manufacturing
- Proven track record with FDA and worldwide regulatory agencies



Baxter's BioPharma Solutions Business:

- 160 clinical and commercial programs
- 60+ years of experience in manufacturing of oncology products
- ISPE 2016 Facility of the Year Award at site of Vicinium manufacture
- Proven track record with FDA and worldwide regulatory agencies



Sesen Bio Corporate Summary



- 2019 was a year of tremendous progress and accomplishment
- 2020 is poised to be a transformational year for Sesen Bio
- There remains a huge unmet medical need for patients with NMIBC



Appendix - Table of Contents



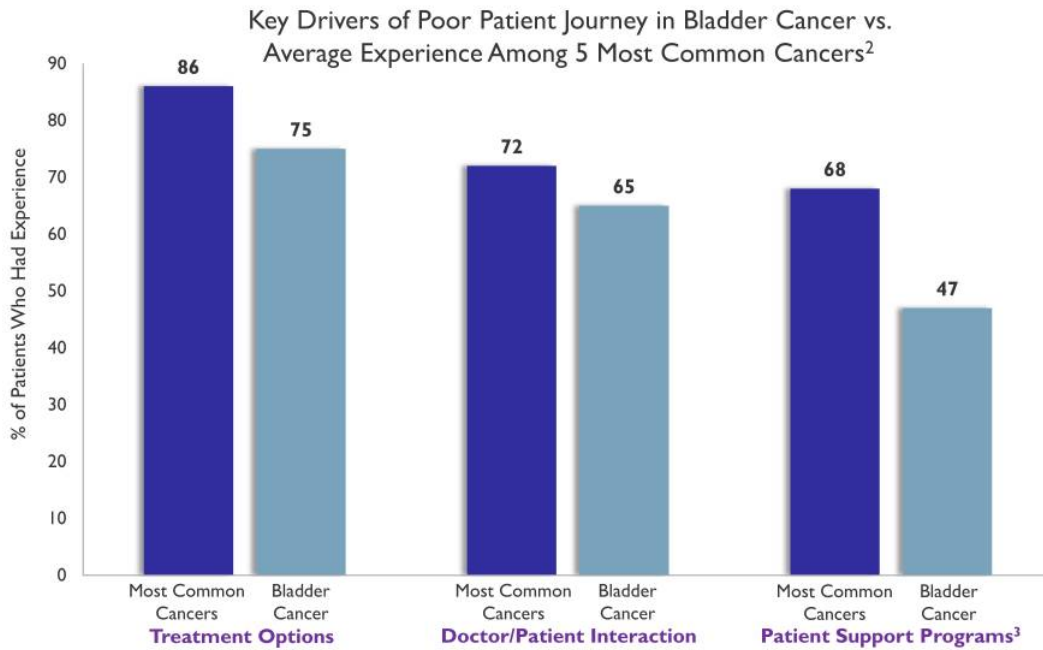
Section	Slide number
Patient Journey	17-18
Unmet Medical Need	19-24
Dual Mechanism of Action	25-27
Regulatory	28-32
Clinical Data	33-52
Commercial Opportunity	53-60
Manufacturing & Supply Chain	61-65
Intellectual Property	66-67

Appendix

Patient Journey



Patient surveys have shown that the experience of those with bladder cancer is one of the poorest¹



¹Cancer Patient Experience Survey 2011/12. Department of Health. N=71,793. <https://www.quality-health.co.uk/resources/surveys/national-cancer-experience-survey/201112-national-cancer-patient-experience-survey-1/201112-national-cancer-patient-experience-survey-reports/495-cancer-patient-experience-survey-national-report-2011-12/file>. ²Most common cancers include breast, lung, prostate, colorectal, and skin cancers. SEER Database. <https://seer.cancer.gov/statfacts/html/urinb.html>. ³Includes self-help groups and financial assistance.

Appendix

Unmet Medical Need

Significant Unmet Medical Need in NMIBC



Only 3 products have ever been approved by the FDA for NMIBC

Product	FDA Approval	Additional Product Information
Thiotepa	1959	Rarely used in current treatment regimens
BCG*	1989 (Tice)	Recommended first line treatment
Valstar	1998	Used only when radical cystectomy is contraindicated



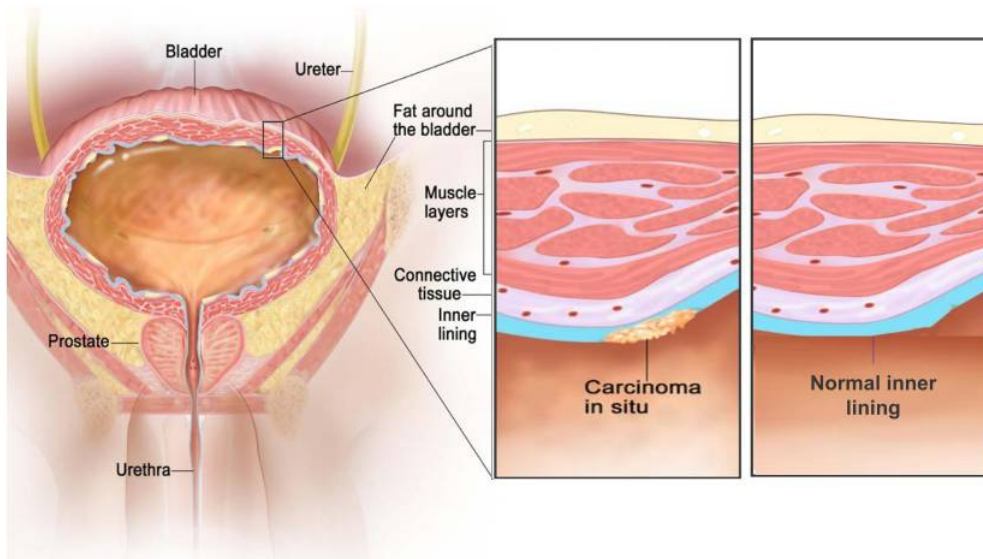
Source: National Institute of Health. *Development of Systemic and Topical Drugs to Treat Non-muscle Invasive Bladder Cancer*. Jarow et. al. 2015.

*Note: BCG Connaught strain was approved in 1990 and supply withdrawn from the US market in 2012.



Carcinoma *in situ*: the most difficult form of NMIBC to treat

Carcinoma *in situ* vs. Normal Bladder Lining:



Clinical Trial Implications:

- Field change disease often involving the entire bladder lining that is very difficult to treat
- Failed on two or more courses of BCG, which is the gold standard for treatment of high risk NMIBC
- Rigorous local and independent central review of all urine cytology and biopsy samples
- Complete response definition means that the bladder is completely cancer-free at each timepoint

Radical cystectomy remains recommended treatment option after BCG failure



60-70% lifetime risk of cystectomy associated with NMIBC¹

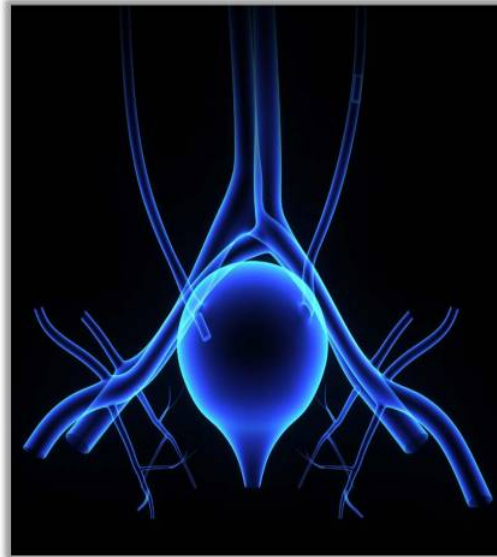
- Long, complex surgical procedure (10+ hours)
- Significant rates of morbidity (30-60% within 90 days) and mortality (2-9% within 6 months)²
 - 64% complication rate within 90 days³
 - ~35% of patients require ER visits and 26% require readmission³
 - Additional complications can occur as most patients with NMIBC are elderly and often have co-morbidities
- Tremendous impacts to patient quality of life
 - Life following radical cystectomy requires catheterization and urinary diversion

Our Phase III data suggests Vicinium is cystectomy-sparing by significantly delaying or avoiding cystectomy for patients



Your Bladder: A Hero Organ

- Self-controlled storage organ in the body
- Holds urine for release so the body is not exposed to harmful toxins and waste
- Part of the urinary system; partners with lungs, skin, and intestines to keep chemicals and water in the body balanced and healthy
- Integrated with male and female reproductive systems



Radical Cystectomy: Life-Altering Surgery

- Often a 10 hour or longer surgery
- In women, removal of the entire bladder includes removal of the uterus, fallopian tubes, ovaries and cervix, part of the vaginal wall, and surrounding tissue
- In men, removal of the entire bladder includes removal of the prostate, seminal vesicles, and surrounding tissue
- Radical cystectomy requires life-long catheterization and urinary diversion

2018 FDA Guidance: The goal of therapy in patients with BCG-unresponsive NMIBC is to avoid cystectomy



Sources and Additional Information: Bladder Cancer Advocacy Network (BCAN). *Bladder Removal Surgery*. May 2017.

Latest global BCG shortage expected to last through 2020



BCG Shortage Current Events:

- Since 2012, Merck has been the sole supplier of BCG in the US and the majority of countries worldwide.
- Merck has changed its TICE BCG distribution strategy, now allocating exclusively to distributors and wholesalers based on product supply and historical purchasing patterns.
- Merck anticipates this global supply constraint to continue throughout 2020.
- Prominent groups such as AUA, BCAN, and the LUGPA are advocating with the FDA and payers to find solutions.
- The AUA has issued updated guidance for high-risk NMIBC to maximize patient care, including decreased dosing, delayed maintenance therapy, first line use of alternative therapies, and earlier surgical intervention via radical cystectomy.



Sources and Additional Information:
Wall Street Journal. *Sanofi to Stop Production of Bladder Cancer Drug BCG*. Peter Loftus. 2016.
<https://www.auanet.org/practice-resources/bcg-info/bcg-shortage-notice>
<https://www.bcan.org/2019-bcg-shortage-bladder-cancer/>

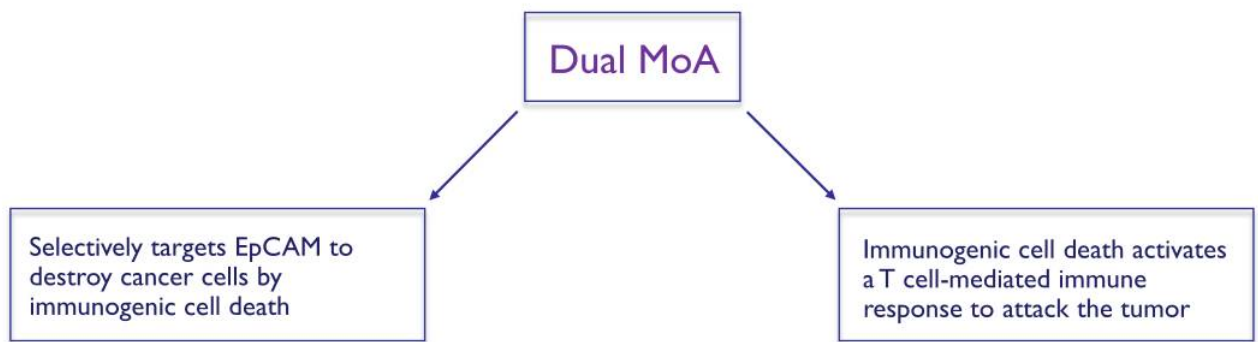
Appendix

Dual Mechanism of Action

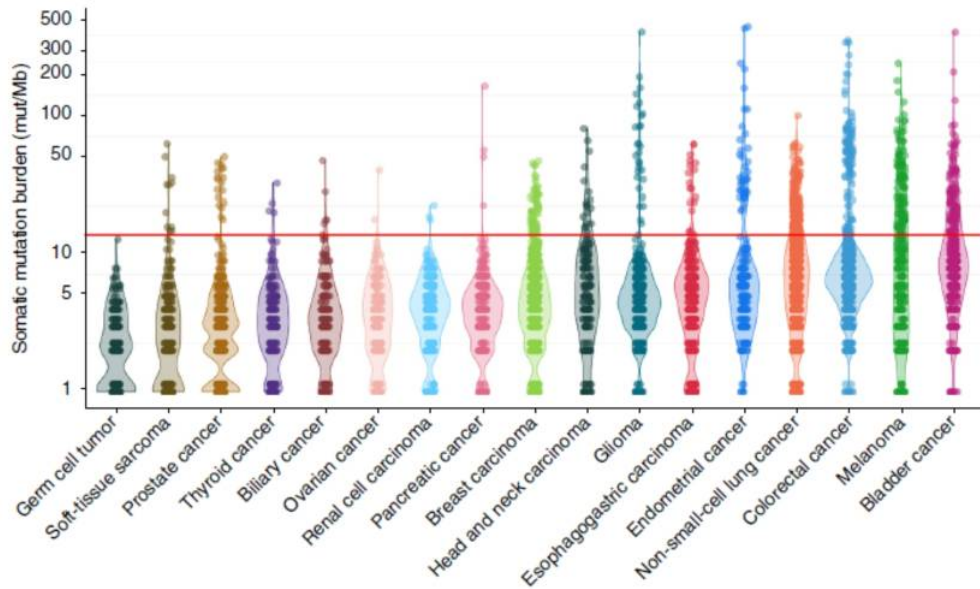


Vicinium is Highly Differentiated and has a Dual Mechanism of Action

- Fusion protein consisting of an antibody fragment and a cytotoxic payload
- Small size facilitates tumor penetration and greater drug delivery
- Selectively targets cancer cells while generally sparing healthy cells
- Inhibits protein synthesis and kills both rapidly proliferating and slow-growing cancer cells
- Effective against multi-drug resistant cancer cells



The high somatic mutation rate in bladder cancer may lead to a better response to agents such as Vicinium that may stimulate T cell-mediated immune activation driven by neoantigens



Appendix

Regulatory



Our long-term relationship with the agency has allowed us to shape our nonclinical and clinical program in alignment with FDA guidance

2018 FDA Guidance

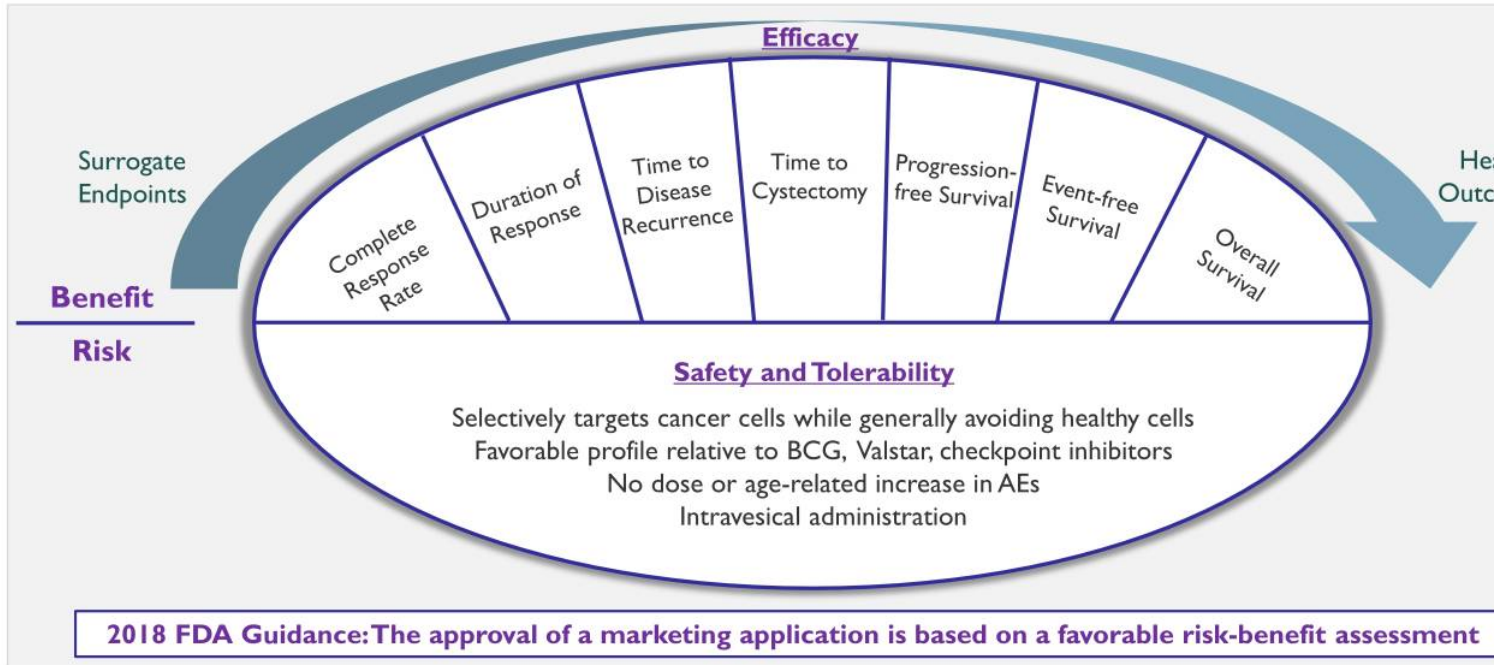
- Conduct nonclinical studies to assess toxicity in animal models
- Conduct nonclinical studies to demonstrate anti-tumor activity
- Conduct nonclinical studies to determine optimal dose and schedule
- Examine anti-tumor activity and optimal dose schedule in early phase clinical trial
- Papillary cohort endpoint of recurrence-free survival (time to event endpoint)
- CIS studied in single-arm trial with CRR & DoR as primary endpoints
- Papillary cohort not in primary efficacy endpoint
- Prefer intravesical vs. systemic
- Specifically define trial entry criteria
- Definition of BCG-unresponsive disease
- 2004 WHO classification for tumor grading
- Central pathology review of biopsy tissue and urine cytology
- Collect data on patients' previous anti-cancer therapies
- Enroll patients who reflect clinically relevant patient population
- Optimize risk-benefit balance with dose selection
- Definition of CRR
- Collect time to cystectomy data
- Lower bound of 95% confidence interval rules out clinically unimportant CRR
- Nonclinical studies to determine need for evaluation of systemic toxicity
- Consistent efficacy and safety data across Phase I, II and III trials

Vicinium Clinical Program



Source: FDA Guidance: BCG-Unresponsive Non-muscle Invasive Bladder Cancer: Developing Drugs and Biologics for Treatment: Guidance for Industry, February 2018. CRR, Complete Response Rate; DoR, Duration of Response; BCG, bacillus Calmette-Guérin; WHO, World Health Organization.

Vicinium demonstrates a strong benefit-risk profile in our Phase III Trial



Phase III clinical trial is an open-label, multicenter, single-arm Phase III registration trial for the treatment of high-risk NMIBC patients who are designated to be BCG-unresponsive after adequate treatment with BCG. Adequate BCG is defined as at least two courses of BCG with at least five doses in the first course and two in the second. Preliminary data as of May 29, 2019 data cut.

Initiation of Vicinium BLA submission under Rolling Review on December 6, 2019



Oncology Products Reviewed by FDA 2006 - 2015

Phase	Probability of Approval
Products at end of Phase I	5%
Products at end of Phase II	8%
Products at end of Phase III	33%
Products with BLA Submission	82%

As part of a comprehensive analysis done for the Biotechnology Innovation Organization (BIO), a total of 9,985 clinical and regulatory phase transitions (phase advancement or development suspension) were recorded and analyzed from 7,455 development programs, across 1,103 companies.

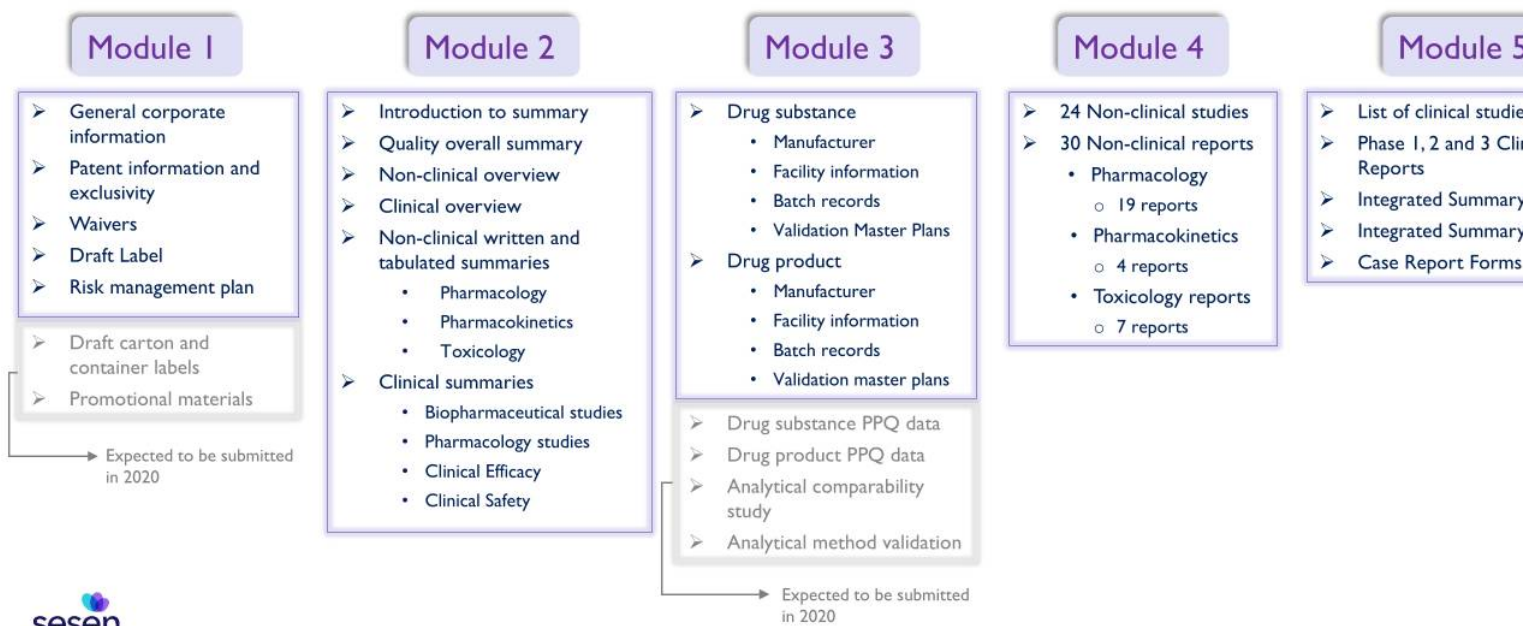


Sources: FDA applications for oncology products 2006 – 2015. Thomas D.W. *et al.*, Clinical development success rates 2006-2015. 2016. Bio, BioMedTracker and Amplion.



Key Elements of BLA Submission for Vicinium

We initiated our BLA submission under Rolling Review on December 6th and believe this significantly de-risks the regulatory path to a



Appendix

Clinical Data

Phase III Trial: Patient Demographics

CHARACTERISTICS	COHORT 1	COHORT 2	COHORT 3
	CIS that was refractory or recurred within 6 months of adequate BCG	CIS that recurred >6 months but ≤11 months of adequate BCG	Papillary tumors (without CIS) that were refractory or recurred within 6 months of adequate BCG
Total patients enrolled	86	7	40
Evaluable patients at 3-months	86	7	40
Evaluable patients at 6-months	86	7	40
Evaluable patients at 9-months	86	7	40
Evaluable patients at 12-months	86	7	40
Mean age (years)	73	67	75
Males/Females	63/23	6/1	34/6
Mean prior treatment for NMIBC			
BCG cycles (courses)	3 (range 2-13)		3 (range 2-13)
BCG cycles (instillations)	16 (range 8-45)		15 (range 7-48)
Intravesical chemotherapy	1 (range 0-23)		1 (range 0-6)
TURBT	4 (range 0-28)		4 (range 0-10)



TURBT: transurethral resection of bladder tumor
 Note: Data are as of May 29, 2019 data cut

We believe the totality of Phase III data suggest a strong benefit-risk profile



Endpoint	How Endpoint is Measured	Results
Complete Response Rate (CRR) Primary Endpoint CIS patients	Defined as the proportion of patients who show no evidence of high-risk disease, or disease progression (e.g., T2 or more advanced disease).	<ul style="list-style-type: none"> 40% CRR at 3 months Lower bound of 95% CI rules out clinically unmeaningful CRR Higher complete response rate in patients receiving less BCG
Duration of Response (DoR) Primary Endpoint CIS patients	Defined as the time from complete response to treatment failure.	<ul style="list-style-type: none"> 52% duration of 9 months (12 months of therapy) 39% duration of 15 months or greater (18 months of therapy) The longer the CR, the higher the probability of remaining disease-free
Time to Disease Recurrence Secondary Endpoint Papillary patients	Defined as the time from the date of first dose of study treatment to treatment failure.	<ul style="list-style-type: none"> Median time to recurrence is 402 days 50% probability of remaining recurrence-free for 12 months 37% probability of remaining recurrence-free for 24 months or greater
Time to Cystectomy (TtC) Secondary Endpoint All Cohorts	Defined as the time from the date of first dose of study treatment to surgical bladder removal.	<ul style="list-style-type: none"> Average patient is cystectomy-free for 930 days Responders have an 88% probability of remaining cystectomy-free at 3 years Average responder remains cystectomy-free for 1,035 days vs 631 days for non-responders
Progression-Free Survival (PFS) Secondary Endpoint All Cohorts	Defined as the time from the date of first dose of study treatment to disease progression (e.g. T2 or more advanced disease) or death as a first event.	<ul style="list-style-type: none"> 96% of patients are progression-free at 12 months 90% of patients are progression-free for 24 months or greater Median PFS has not been reached
Event-Free Survival (EFS) Secondary Endpoint All Cohorts	Defined as the time from the date of first dose of study treatment to treatment failure or death as a first event.	<ul style="list-style-type: none"> 29% of patients are event-free at 12 months 22% of patients remain event-free at 18 months 21% of patients remain event-free for 24 months or greater
Overall Survival (OS) Secondary Endpoint All Cohorts	Defined as the time from the date of first dose of study treatment to death from any cause.	<ul style="list-style-type: none"> Overall survival is 98% at 12 months Overall survival is 96% for 24 months or greater Median OS has not been reached
Safety Secondary Endpoint All Cohorts	Full review of all safety data from Phase III	<ul style="list-style-type: none"> 2% treatment-related SAEs 4% treatment-related Grade 3-5 AEs Increased dosing in Phase III did not increase severity of AEs
Tolerability Secondary Endpoint All Cohorts	Full review of all tolerability data from Phase III	<ul style="list-style-type: none"> AEs generally low grade Low rate of discontinuations for AEs No age-related increase in AEs

Additional Vicinium Clinical Data



Preliminary Phase II vs. Phase III Complete Response Rate		
Time Point	Phase II Pooled CRR (95% Confidence Interval)	Phase III Pooled CRR (95% Confidence Interval)
3-months	40% (26%-56%)	40% (30%- 51%)
6-months	27% (15%-42%)	28% (19%-39%)
9-months	18% (8%-32%)	21% (13%-31%)
12-months	16% (7%-30%)	17% (10%-26%)

Dosing:

Phase II:

Cohort 1: 6 weekly induction doses, 6 weeks off; if a CR is achieved, proceed to maintenance dosing consisting of three cycles of 3 weekly doses, followed by 9 weeks off; those with residual disease at 3 months had option of to start maintenance or receive a second induction course.

Cohort 2: 12 weekly induction doses; if a CR is achieved, proceed to maintenance dosing consisting of three cycles of 3 weekly doses, followed by 9 weeks off.

Phase III:

Biweekly induction doses for 6 weeks followed by weekly dosing for 6 weeks; if a CR is achieved, proceed to maintenance of every other week dosing for 2 years total.



Note: Phase III data are as of May 29, 2019 data cut

Phase III Trial: Evaluable Patient Data Tables by Cohort for Carcinoma *in situ*



Cohort 1 (n=82) Complete Response Rate

Time Point	Evaluable Patients	Complete Response Rate (95% Confidence Interval)
3-months	n=82	39% (28%-50%)
6-months	n=82	26% (17%-36%)
9-months	n=82	20% (12%-30%)
12-months	n=82	17% (10%-27%)

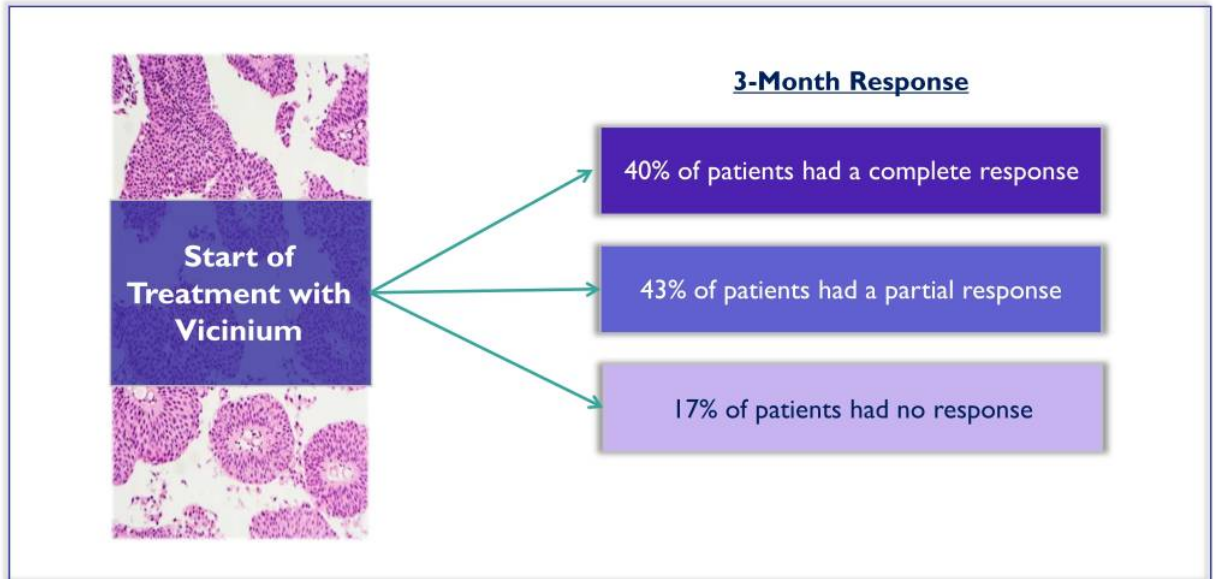
Cohort 2 (n=7) Complete Response Rate

Time Point	Evaluable Patients	Complete Response Rate (95% Confidence Interval)
3-months	n=7	57% (18%-90%)
6-months	n=7	57% (18%-90%)
9-months	n=7	43% (10%-82%)
12-months	n=7	14% (0%-58%)



Response-evaluable population includes any modified intention-to-treat (mITT) subject who completed the induction phase
Note: Data are as of May 29, 2019 data cut

Complete and Partial Response: In our Phase II clinical trial, 83% of patients had a complete or partial response

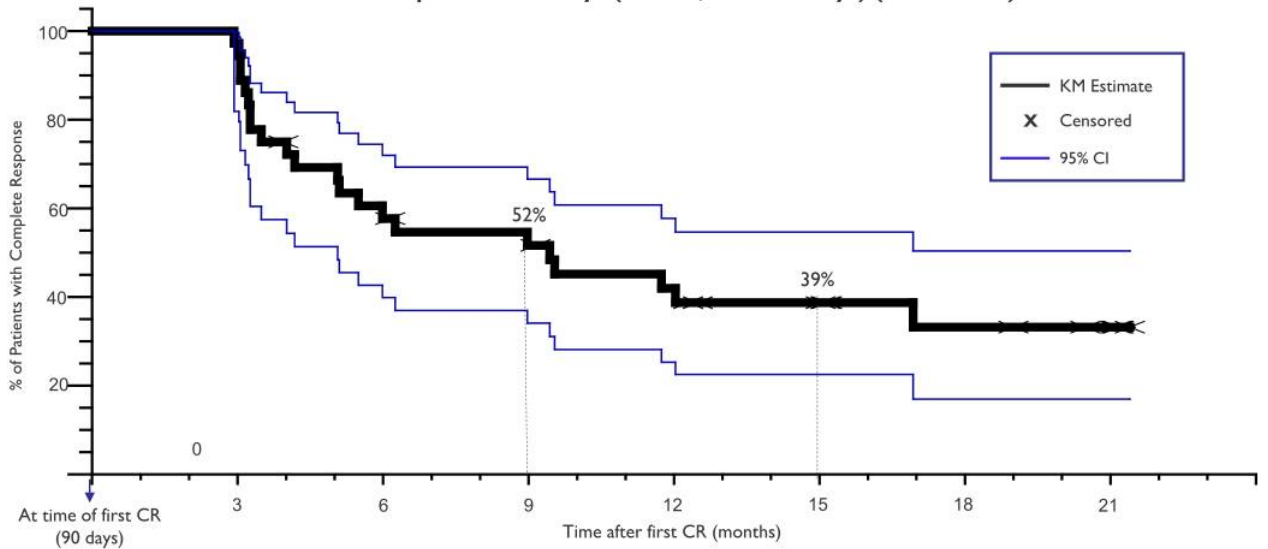


*Note: Data are from Phase II clinical trial, n=45 (40% of patient had a complete response at 3 months; 60% of patients did not have a complete response and, of those, 71% of patients had a partial response). Partial response, as measured by bladder mapping, is defined by non-complete response patients who had either a reduction in tumor size or did not experience an increase in bladder area affected. Bladder mapping was not done as part of the Phase III trial, therefore partial response data are not available.



Duration of Response: 52% of CIS patients who had a complete response at 3 months remained disease-free for a total of 12 months after starting treatment

Median Duration of Response is 287 days (95% CI, 154-NE* days) (9.4 months)**



KM Evaluable Patients:	36	35	21	16	13	10	6	4
------------------------	----	----	----	----	----	----	---	---



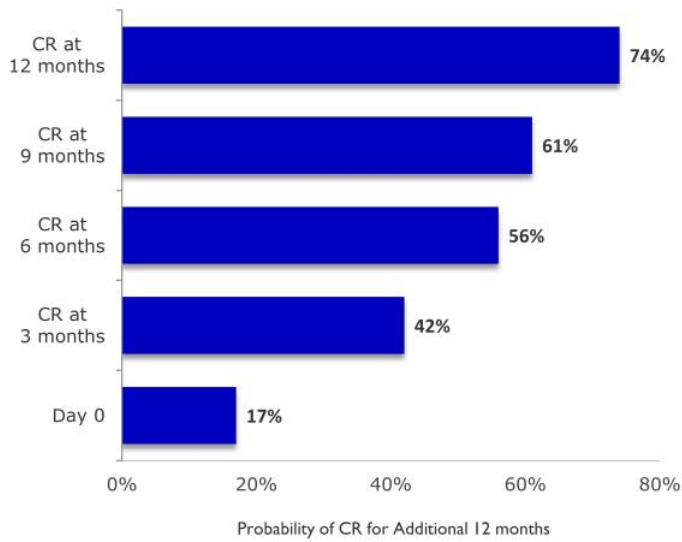
Duration of response: defined as the time of complete response to treatment failure.

*Not Estimable, the upper bound for the 95% confidence interval has not reached the median.

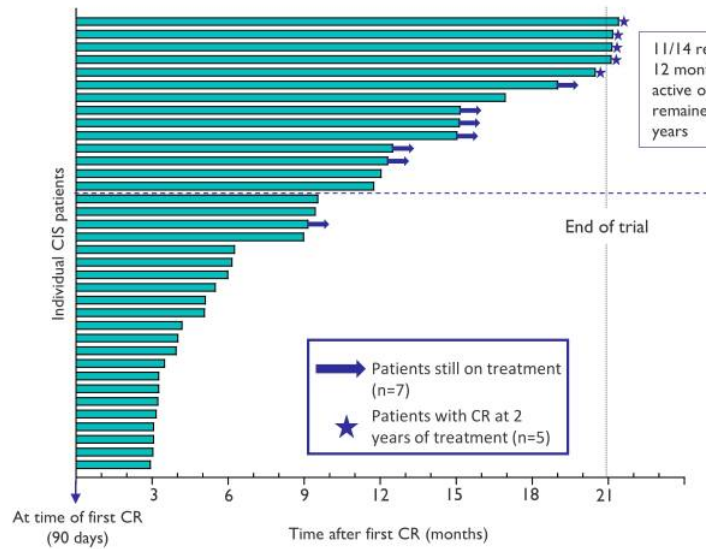
**Note: Data reflect an *ad hoc* analysis of pooled results of patients in cohorts 1&2. Median duration of response for the primary endpoint, Cohort 1 (n=86) is 273 days (95% CI=122-NE), and duration of response for Cohort 2 (n=7) is 290 days (95% CI=167-NE), based on the Kaplan-Meier method.

Duration of Response: The longer you have a complete response, the higher the probability of remaining cancer-free

Probability of Maintaining Complete Response (CR) for at Least One Additional Year*



Each time point a CR is confirmed, the probability of maintaining a CR increases

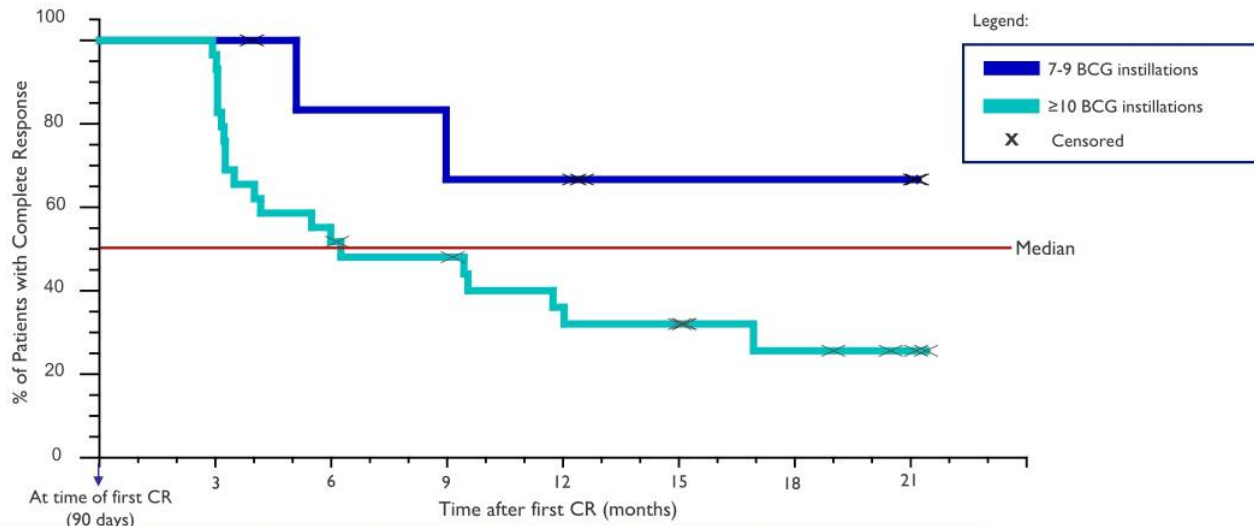


Duration of response: defined as the time from complete response to treatment failure.
 *Data reflect an *ad hoc* analysis of pooled results of patients in cohorts 1&2.

Duration of Response: Vicinium is generally more efficacious in CIS patients treated with less BCG



The BCG shortage may cause a new normal wherein patients receive less BCG

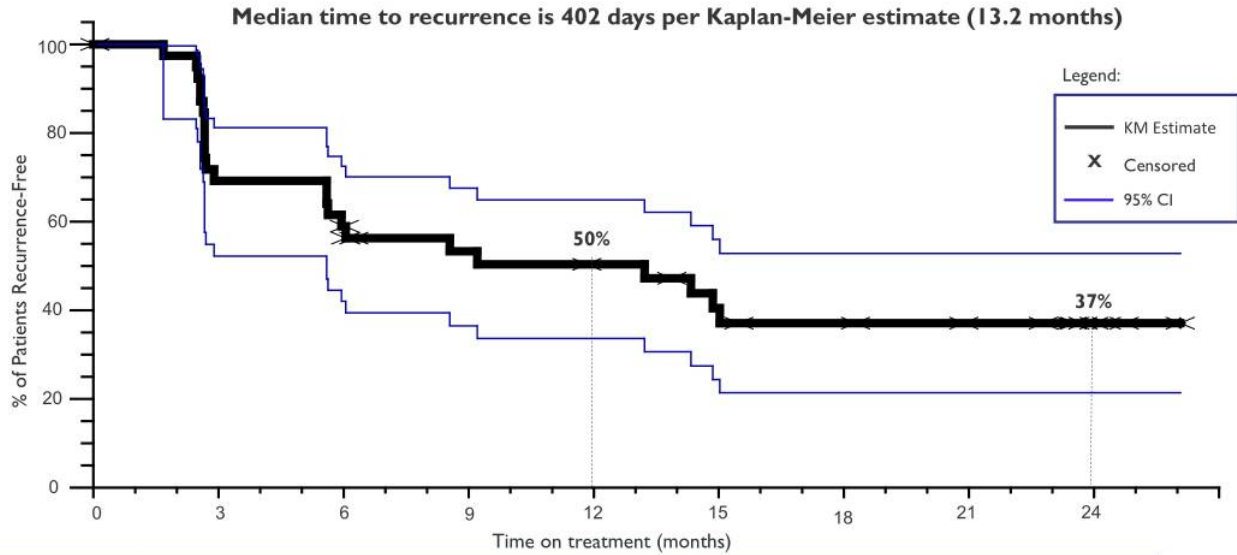


	At time of first CR (90 days)	3	6	9	12	15	18	21
KM Evaluable Patients 7 - 9 BCG Instillations:	7	7	5	4	4	2	2	2
KM Evaluable Patients ≥10 BCG Instillations:	29	28	15	13	9	8	4	2



Duration of response: defined as the time of complete response to treatment failure.
 *Note: Data reflect an *ad hoc* analysis of pooled results of patients in cohorts 1&2.

Time to Disease Recurrence: For high-risk papillary patients who were treated with Vicinium, 50% are disease-free at 1 year



KM Evaluable Patients:	40	27	23	18	16	12	10	8	4
------------------------	----	----	----	----	----	----	----	---	---

2018 FDA Guidance: Sponsors can include patients with completely resected lesions and no evidence of CIS in these single-arm trials but should not include them in the evaluation of the primary efficacy endpoint.



Time to disease recurrence: defined as the time from the date of the first dose of study treatment to treatment failure.

Median time to disease recurrence 95% confidence intervals are 170 – Not estimable (NE) days. Not estimable means the upper bound for the 95% confidence interval has not reached the median.

Note: Data reflect results of patients in cohort 3 (n = 40) with high-grade Ta or T1 tumors (without Carcinoma *in situ*) that recurred within 6 months of adequate BCG.

Recurrence-free Rate: 42% of patients remain disease-free after one year

Recurrence-free Rate (Papillary patients)		
Time Point	Evaluable Patients	RF Rate (95% Confidence Interval)
3-months	n=38	71% (54%-86%)
6-months	n=38	58% (41%-74%)
9-months	n=38	45% (29%-62%)
12-months	n=38	42% (26%-59%)

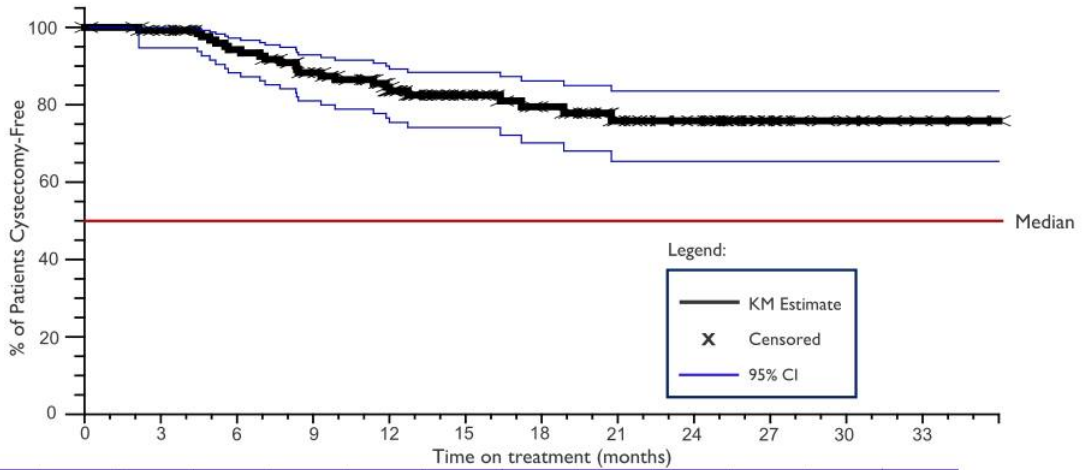


Recurrence-free rate: defined as the percentage of patients that are recurrence-free at the given assessment time point.
Response-evaluable population includes any modified intention-to-treat (mITT) subject who completed the induction phase
Note: Data are as of May 29, 2019 data cut

Time to Cystectomy: >75% of patients remain cystectomy-free for at least 2.5 years



No patient on treatment progressed to metastatic disease



KM Evaluable Patients:	133	127	113	100	86	60	49	37	29	15	10	5
------------------------	-----	-----	-----	-----	----	----	----	----	----	----	----	---

2018 FDA Guidance: The goal of therapy in patients with BCG-unresponsive NMIBC is to avoid cystectomy.

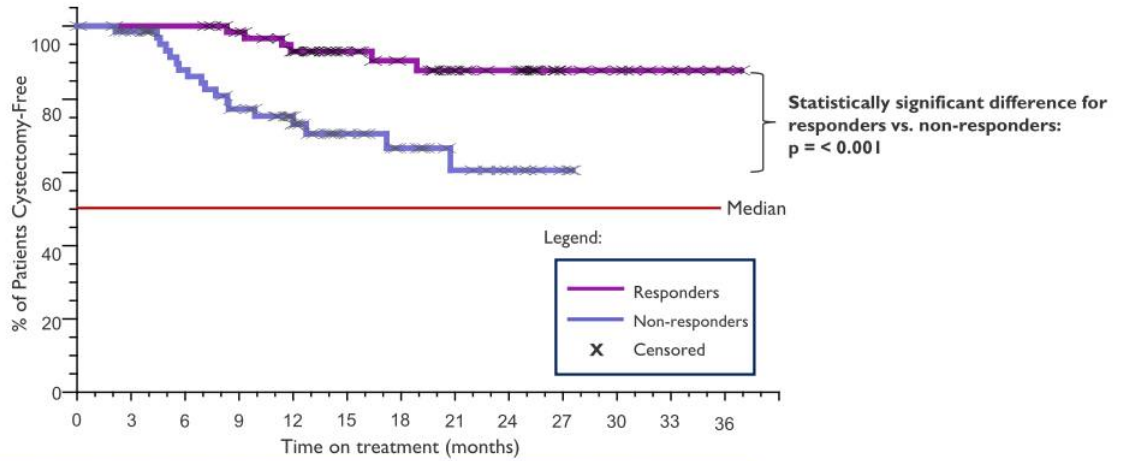


Time to cystectomy: defined as the time from the date of first dose of study treatment to surgical bladder removal. Data reflected consist of patients from all cohorts 1, 2 & 3 (n=133).
 Note: Average time to cystectomy from transurethral resection of bladder tumor (TURBT) for NMIBC patients with high-risk papillary disease in Europe is ~105 days (National Institute of Health, *Timing of radical cystectomy in Central Europe - multicenter study on factors influencing the time from diagnosis to radical treatment of bladder cancer patients*, Poletajew S, et al., 2015.)
 Additional FDA guidance states that although delay in radical cystectomy is considered a direct patient benefit, the variations in patient and health care provider preferences can confound the interpretation of this endpoint in randomized trials and particularly in single-arm trials. Nevertheless, sponsors should collect these data, which may provide supportive evidence of effectiveness.

Time to Cystectomy: Responders have an 88% probability of remaining cystectomy-free 3 years after starting treatment



The average responder remains cystectomy-free for 1,035 days vs 631 days for non-responders



KM Evaluable Responder Patients:	63	63	63	58	52	39	34	27	23	13	9	4	2
KM Evaluable Non-responder Patients:	70	64	50	42	34	21	15	10	6	2	0	0	0



Time to cystectomy: defined as the time from the date of first dose of study treatment to surgical bladder removal. Data consist of patients from all cohorts (n=133).



Time to Cystectomy: Responders have an 88% probability of remaining cystectomy-free 3 years after starting treatment

2018 FDA Guidance: The goal of therapy in patients with BCG-unresponsive NMIBC is to avoid cystectomy.

- The average responder remains cystectomy-free for 1,035 days vs 631 days for non-responders ($p = < 0.001$)
- No patient on treatment progressed to metastatic disease
- We hypothesize that based on the state of the bladder, the Urologist decides whether a patient should go on add treatment when they do not have a complete response to Vicinium. Patients who went on treatment post-Vicini may represent those who had a partial response to Vicinium*, and this subgroup was approximately 4-fold less lik go to cystectomy compared to patients who did not receive additional therapy.

Patients undergoing cystectomy (%)

Responders (n=63) 10%	Non-responders (n=56) 32%	
	Post-Vicinium treatment (n=33) 15%*	No post-Vicinium treatment (n=23) 57%



*In Phase 3, bladder mapping was not utilized, thus partial responses were not assessed. In Phase 2, 43% of patients treated with Vicinium experienced a partial response, as measured I bladder mapping. Refer to slide 38 in the appendix for more information.

Key Survival Endpoints: Early survival data are encouraging regarding health outcomes for patients treated with Vicinium



Progression-Free Survival	
Time Point (Evaluable Patients)	Progression-Free Survival (95% CI)
6-months (52)	99% (97%-100%)
12-months (25)	96% (90%-100%)
18-months (11)	90% (76%-100%)
24-months (5)	90% (76%-100%)

Event-Free Survival	
Time Point (Evaluable Patients)	Event-Free Survival (95% CI)
6-months (128)	40% (31%-48%)
12-months (121)	29% (21%-37%)
18-months (114)	22% (15%-30%)
24-months (102)	21% (13%-28%)

Overall Survival	
Time Point (Evaluable Patients)	Overall Survival (95% CI)
6-months (122)	99% (98%-100%)
12-months (106)	98% (96%-100%)
18-months (68)	96% (92%-100%)
24-months (40)	96% (92%-100%)



Progression-free survival: defined as the time from the date of first dose of study treatment to disease progression (i.e. T2 or more advanced disease) or death as a first event.
 Event-free survival: defined as the time from the date of first dose of study treatment to treatment failure or death as a first event.
 Overall survival: defined as the time from the date of first dose of study treatment to death from any cause.
 Note: Data consist of patients from all cohorts (n=133).

Safety and Tolerability: Our Phase II and Phase III clinical trials are highly consistent for safety and tolerability

Increased dosing and duration of exposure does not appear to lead to an increase in incidence or severity of AEs

Treatment-related serious adverse events reported:

- Phase II Clinical Trial: 6 SAEs reported, none determined to be related to treatment by the investigator.
- Phase III Clinical Trial: 3 patients reported 4 events including grade 4 cholestatic hepatitis, grade 5 renal failure¹, grade 3 acute kidney injury², and grade 2 pyrexia.

Category	Phase II Patients (%)	Phase III Patients (%)
Any AE	43 (94%)	117 (88%)
Grade 3-5 AEs	9 (20%)	29 (22%)
Treatment-related AEs	30 (65%)	66 (50%)
Treatment-related Grade 3-5 AEs	3 (7%)	5 (4%)
Any SAE	6 (13%)	19 (14%)
Treatment-related SAEs	0 (0%)	3 (2%)
Discontinuations due to AEs	0 (0%)	4 (3%)

Vicinium Treatment Exposure:

Average Instillations per Patient	12	27
Average Duration of Exposure (days)	189	240

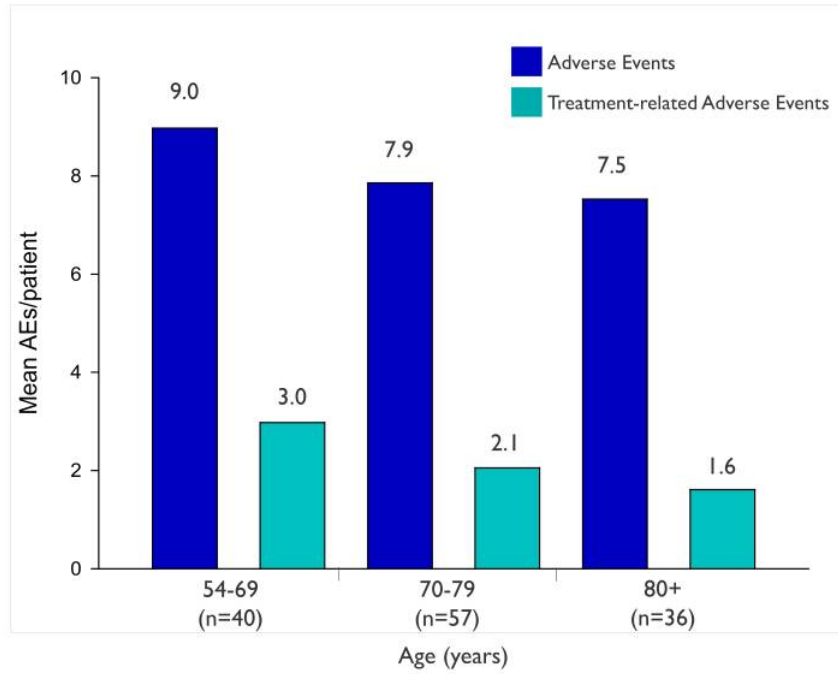


¹90-year-old man started the trial Mar. 2016. In May 2016, admitted for renal failure and started dialysis. Two weeks later, patient opted to discontinue dialysis, entered hospice and died in June 2016. Case reported to DSMB, FDA and Health Canada. ²74-year-old man started the trial Nov. 2016. In Dec. 2016, admitted for acute kidney injury. In 2017, protocol amended to enhance monitoring, and educated investigators. No new serious related renal events since.

Safety and Tolerability: No age-related increase in adverse events in our Phase III trial

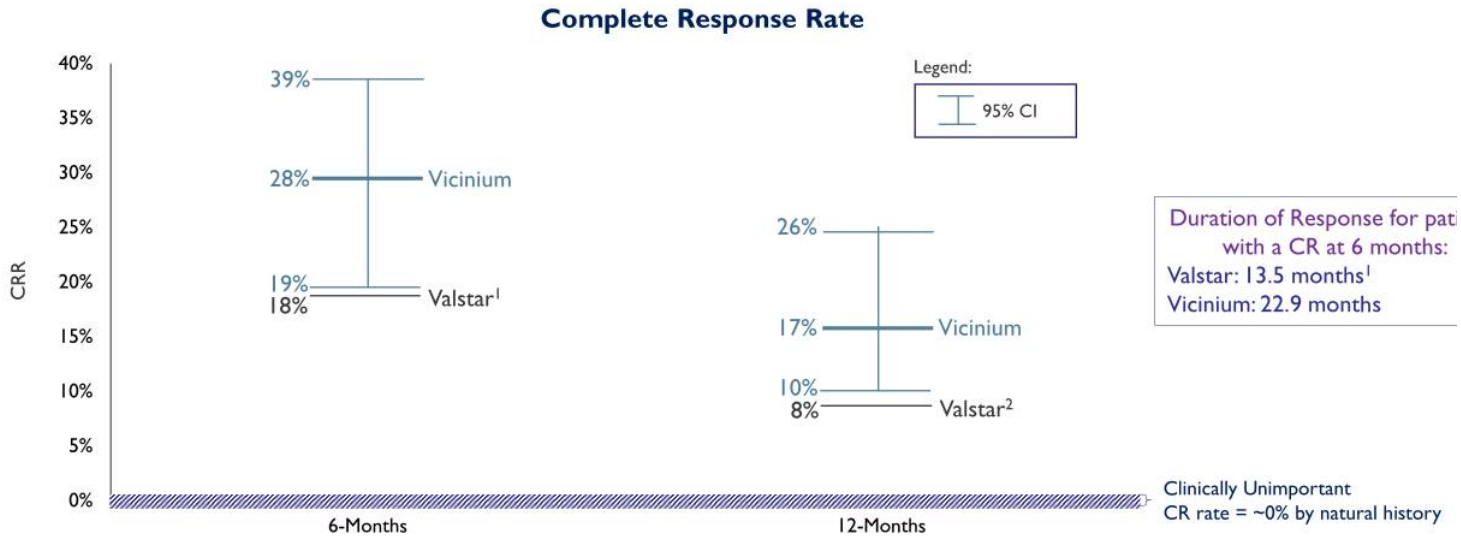


The average patient in the VISTA trial was ~74 years old



Note: Data consist of patients from all cohorts 1, 2 & 3 (n=133).
Mean AEs for all patients: 8.1 (range 0-54), Mean treatment-related AEs for all patients: 2.2 (range 0-51).

Complete Response Rate: We believe our 95% confidence interval rules out the CRR for Valstar and a clinically unmeaningful CRR



2018 FDA Guidance: For single-arm trials of patients with BCG-unresponsive NMIBC in patients with CIS that use complete response rate as the primary endpoint, the lower bound of the 95 percent confidence interval around the observed response rate should rule out a clinically unimportant complete response rate.



¹Valstar prescribing information. 6-month complete response data used as basis for FDA approval of Valstar in 1998. ²Everyday Urology. Volume 1 Issue 3. *Emerging Therapy for BCG-Unresponsive Non-Muscle Invasive Bladder Cancer*. Dinney 2016. Data are as of May 29, 2019 data cut

Reference data from different clinical trials

Please use caution when drawing comparisons across different clinical trials

Vicinium	
3 month CRR (Overall)	40% ¹
3 month CRR (US only)	41% ¹
12 month CRR	17% ¹
Maintenance of CR at 12 months	42% ¹
Treatment-related Grade 3-5 AEs	4% ¹
Discontinuation due to an AE	3% ¹
Mode of Administration	Intravesical
Administered By	Urologist
Proposed indication: NMIBC sub-type	CIS + pap
Proposed indication: restrictions	None

¹Data are as of May 29, 2019 data cut from the Phase III VISTA trial

Keytruda	
3 month CRR (Overall)	41% ²
3 month CRR (US only)	31% ²
12 month CRR	20% ²
Maintenance of CR at 12 months	48% ²
Treatment-related Grade 3-5 AEs	13% ³
Discontinuation due to an AE	10% ²
Mode of Administration	Intravenous
Administered By	Medical Oncologist
Proposed indication: NMIBC sub-type	CIS only ²
Proposed indication: restrictions	Ineligible for or refuse cystectomy ²

²Advisory Committee Briefing Document and presentation slides for pembrolizumab for NMIBC (PEMBROLIZUMAB-P057V01MK3475). December 17, 2019.

³de Wit et al. Pembrolizumab for Patients with High-Risk Non-Muscle Invasive Bladder Cancer Unresponsive to Bacillus Calmette-Guérin: Updated Follow-Up From KEYNOTE-057. 2019 ASCO Annual Meeting poster.



Note: complete response data from each trial are for CIS patients only

Pipeline of Targeted Therapies

We believe there is strong scientific rationale for Vicinium in combination with checkpoint inhibitors. Vicinium in combination with AstraZeneca's anti-PD-L1, Imfinzi (durvalumab), is being evaluated in a Phase I study run by the National Cancer Institute.

PRODUCT CANDIDATE	PAYLOAD	INDICATION	PRECLINICAL	PH1	PH2	PH3
Locally administered TPTs						
Vicinium	ETA	BCG refractory high-grade NMIBC	▶			
Locally administered TPT + Systemic Checkpoint Inhibitor						
Vicinium + Durvalumab	ETA & IO	BCG refractory high-grade NMIBC	▶			
Vicinium (combination with checkpoint inhibitor)	ETA & IO	SCCHN	▶			
Systemically administered TPTs						
VB6-845d	deBoug	Solid tumors	▶			



We have deferred further development of Vicinium for the treatment of SCCHN and VB6-845d in order to focus our efforts and our resources on our ongoing development of Vicinium for the treatment of high-risk NMIBC. We are also exploring collaborations for Vicinium for the treatment of SCCHN, and VB6-845d. ETA, exotoxin A; IO, immuno-oncology agent

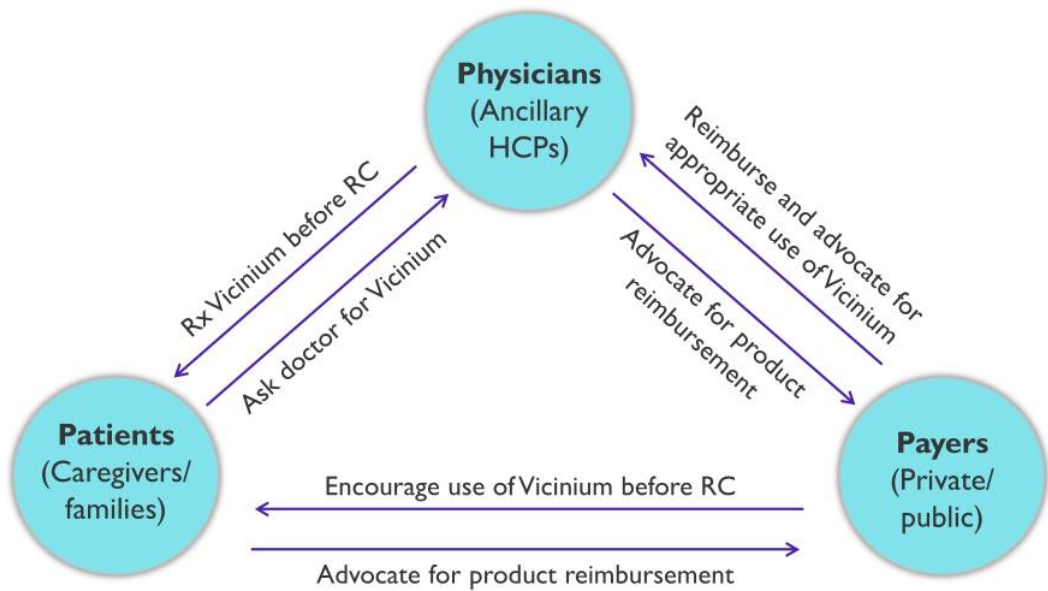
Appendix



Commercial Opportunity



Virtuous Cycle: High possibility that all three key segments are advocates & take action



Sources:

Sesen Bio internal market research: Patient Journey Insights, Blue Print qualitative study May 2018, n=24; Sesen Market Opportunity, Monitor Deloitte qualitative and quantitative (n=34) study October 2018; Community Urologist in-depth interviews (IDIs), October 2018, n=5; Sesen Bio Qualitative Market Research Urologist/KOL IDIs February 2019, n=11. Sesen Bio Qualitative Market Research Urologist IDIs June 2019, n=30.

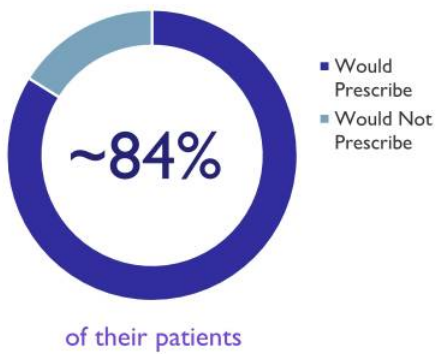


Note: RC= Radical Cystectomy

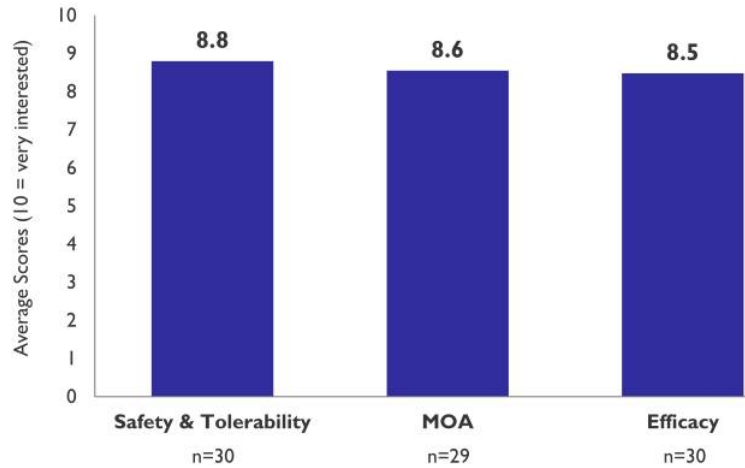
Safety, MOA and efficacy are all key drivers in intent to prescribe for high-prescribing Urologists

Physician Intent to Prescribe

After reviewing the data, high-prescribing Urologists state they would prescribe Vicinium to



Key Drivers of Physician Intent to Prescribe



Source: Sesen Bio Qualitative market research, Urologist IDIs June 2019, n = 30.

High-prescribing Urologists recognize the significant value across safety, MOA and efficacy

Safety & Tolerability

"This is another bladder intravesical treatment available with an even **lower risk of side effects than BCG** and has a greater ability to prevent recurrence."

"...the fact that it is specifically targeted towards cancer cells makes it seem as if **potential adverse events that we would see with BCG would be much less likely with this product.**"

Mechanism of Action

"It's a **very directed therapy that targets the cancer cells...** if you look at the clinical efficacy, it is certainly impressive in terms of the various outcomes."

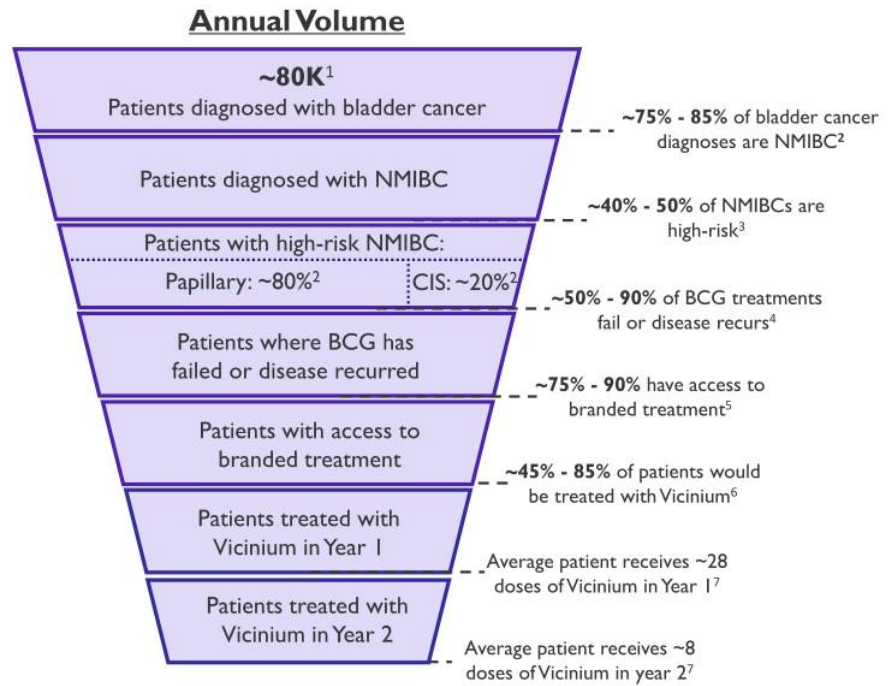
"It's a therapy that is enhancing your own immune system through cellular mediation, T cellular mediation, **to attack the cancer cells and not injure the healthy cells.**"

Efficacy

"The things to me that were most impressive is that [the] efficacy data is reflecting patients who have already failed traditional therapy. So you're **taking the worst possible patients and still showing significant efficacy...**"

"After patients have failed two courses of BCG, we have Valstar, but the **data isn't even anywhere close to this data...**"

Addressable Market (US)

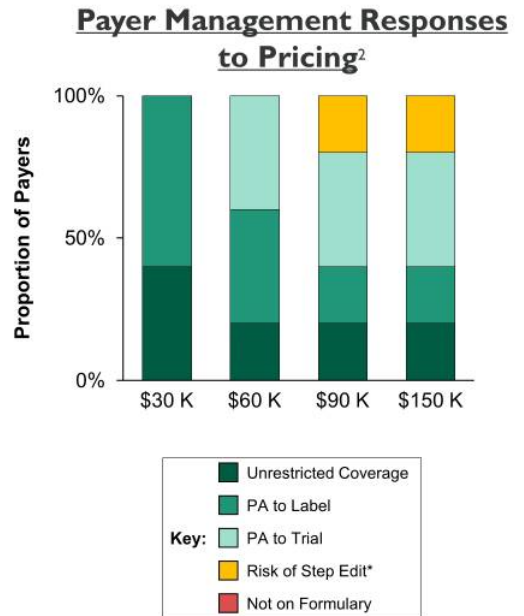
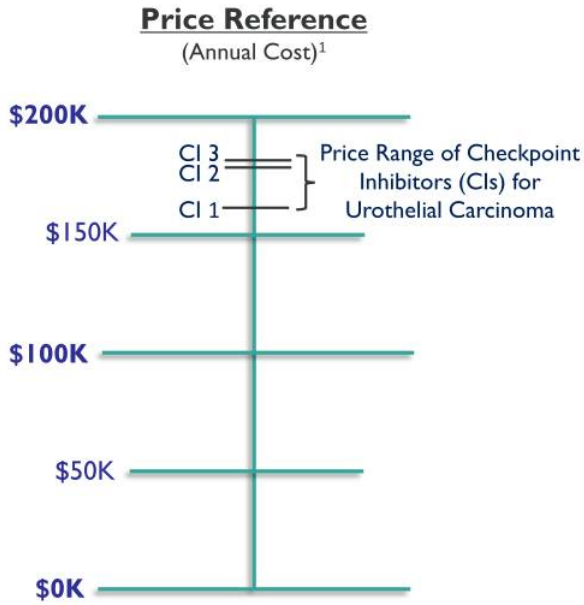


Sources:



¹National Cancer Institute, SEER Cancer Stat Facts: Bladder Cancer, 2019. ²Anastasiadis et al. Therapeutic Advances in Urology, 2012. ³Aldousari, S. et al (2010). Update on the management of non-muscle invasive bladder cancer. *Can Urol Assoc J*, 4(1), 56-64. ⁴Memorial Sloan Kettering Cancer Center. *Bladder Cancer Management After BCG Failure*. 2014. ⁵ClearView Analysis March 2019. ⁶Sesen Bio Qualitative market research, Urologist IDIs June 2019 n = 30. ⁷Phase III trial data as of May 29, 2019 data cut.

Pricing and Reimbursement (US)



Sources:

¹Center for Medicare and Medicaid Services (CMS) Average Selling Price (ASP) Price List. CI price benchmarks are based on Keytruda, Opdivo and Tecentriq (Pricing as of Jan. 1, 2020).

²Payer Interviews, ClearView Analysis, n=10, March 2019.

*Note: Payers cited a possibility of using a step edit, but could not be certain, as the ability to use a step edit is new to their organization's Medicare Advantage medical benefit.

PA = Prior Authorization



We estimate the OUS opportunity for Vicinium is 2-3 times larger than the US



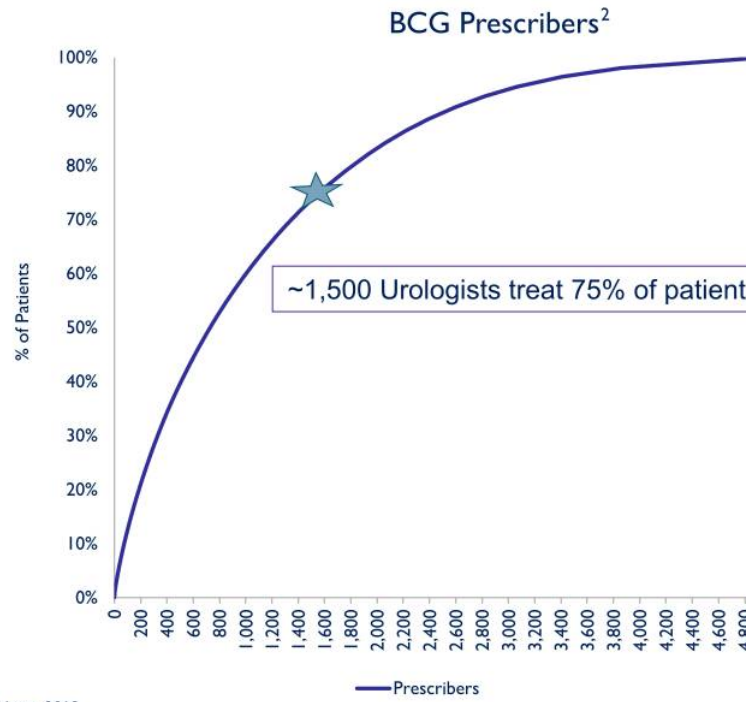
Geography	Est. Incidence Relative to U.S. ¹	Est. Price Relative to U.S. ²
EU5	1.2 – 1.4	0.50 – 0.71
Japan	0.4 – 0.6	0.60 – 0.70
Rest of Europe (Not including EU5)	1.0 – 1.2	0.60 – 1.10
North America (Not including U.S.)	0.1 – 0.3	0.55 – 0.70
South America	0.2 – 0.4	0.50 – 1.00
Asia (Not including Japan)	1.6 – 1.8	0.40 – 0.60
Africa	0.3 – 0.5	~0.75 ³
Middle East	0.2 – 0.4	1.10 – 1.20
Oceania	0.05 – 0.2	0.55 – 0.70

Sources: Ferlay. Intern. J. Canc. 2015; UN World Population Reports; SEER; GLOBOCAN; RedBook; Lauertaxe; Ameli; NICE; Vademecum; AIFA; NHI; CADTH; ANVISA; CBIIP; Danish Medicines Agency; The Pharmaceutical Benefits Scheme; Saudi Food & Drug Authority; South African Medicine Price Registry; FiercePharma; ClearView Analysis. ¹Relative incidence is calculated from total bladder cancer, and does not account for differences in the distribution of patients between NMIBC and MIBC. ²Pricing multiplier is based on publicly available pricing information; averaged based on ex-manufacturer price of Keytruda and Opdivo, and is likely to vary greatly for each pharmaceutical, and across different countries within each region. ³South Africa price multiplier was based on Keytruda only, as Opdivo has not yet been priced.

Only ~1,500 Urologists account for the bulk of NMIBC treatment and are concentrated in group practices allowing for a very efficient commercial model



~60% of Urology practices have ≥ 5 Urologists¹



¹AUA State of the Urology Workforce and Practice in the United States. 2017. ²Health Verity 2019.

Appendix



Manufacturing & Supply Chain





Reliable and Inexpensive Manufacturing Process

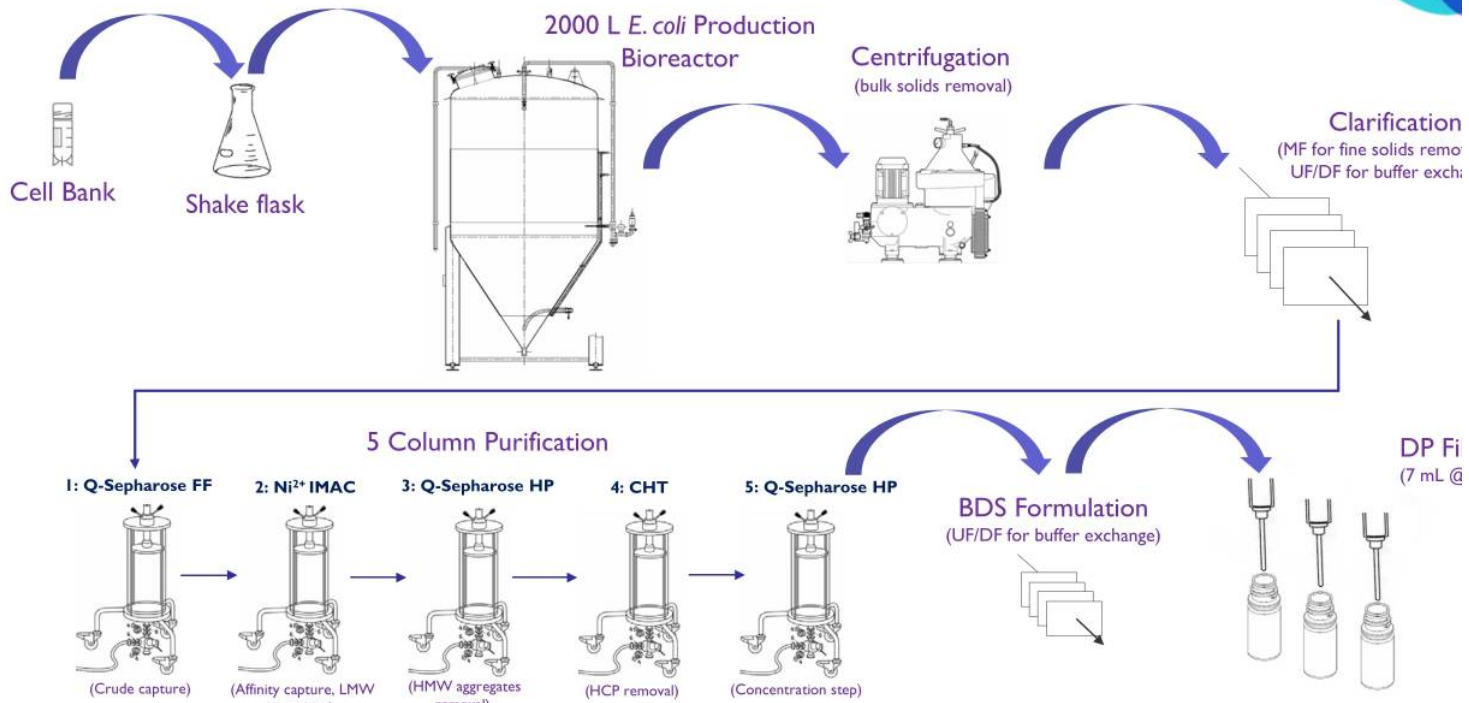
Vicinium is manufactured using a robust, industry-standard microbial expression system

The manufacturing process is highly reliable, reducing the risk of supply shortages

The manufacturing process is inexpensive, leading to a relatively low cost-of-goods

For manufacturing, we have partnered with Fujifilm and Baxter, both world-class contract manufacturers

Reliable and Inexpensive Manufacturing Process



MF, microfiltration; UF, ultrafiltration; DF, diafiltration; FF, Fast-flow; IMAC, immobilized metal affinity chromatography; HP, High-performance; CHT, ceramic hydroxyapatite; BDS, bulk drug substance; DP, drug product; LMW, low molecular weight; HMW, high molecular weight; HCP, host-cell protein.

Source: Arjune Premeekh, Joelle Lavoie JM, Jeannick Cizeau, Joycelyn Entwistle, Glen MacDonald. Protein Expression Purification. 2011 Jul;78(1):27-37.

The Comparability Strategy for Vicinium has been accepted by the FDA*



Guidance

“If a manufacturer can provide assurance of comparability through analytical studies alone, nonclinical or clinical studies with the post-change product are not warranted.”¹

Sesen’s analytical comparability plan is comprised of 4 key elements:

1. **Analytical Release Testing**
 - Assesses the purity, biological activity and general characteristics of the protein (e.g. purity by HPLC, endotoxin content)
2. **Biophysical Characterization**
 - Assesses the structural characteristics of the protein (e.g. Peptide Mapping, Differential Scanning Calorimetry)
3. **Forced Degradation Studies**
 - Assesses the degradation pathway of the protein when exposed to stress conditions (e.g. purity by HPLC after temperature and pH extremes)
4. **Stability Studies**
 - Assesses the stability of the protein under long-term and accelerated storage conditions (e.g. purity by HPLC after storage at -20°C and 2-8°C)

***At the May 20, 2019, Type C CMC meeting, Sesen reached agreement with the FDA on the Analytical Comparability Plan. Subject to final comparability data to be provided in Module 3 of the BLA submission, no additional clinical trials to establish comparability are deemed necessary at this time.**



¹International Conference on Harmonisation (ICH) Q5E, Comparability of biotechnological/biological products subject to changes in their manufacturing process. HPLC, high performance liquid chromatography.

The Vicinium manufacturing process is much less complicated than that for ADCs

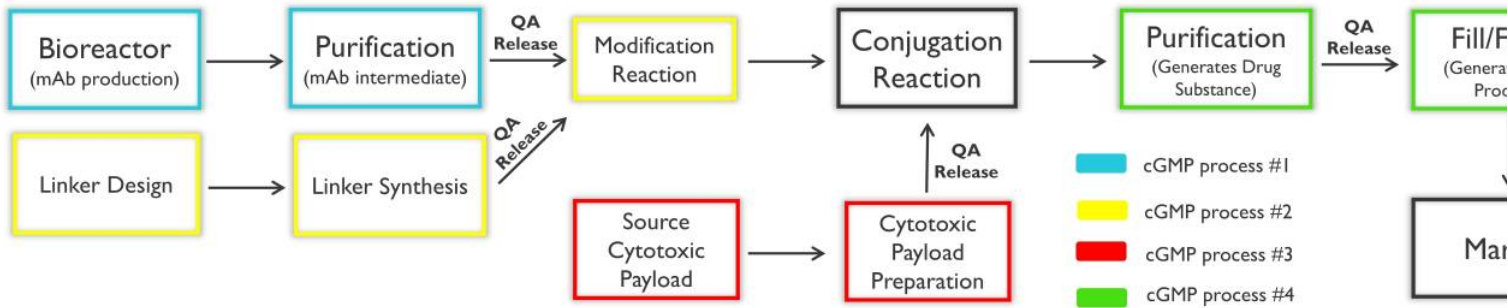
Vicinium cGMP manufacturing process producing a single fusion protein

- Inexpensive
- Reliable
- Simple (linear)



■ Single cGMP process

ADCs: complex (branched) cGMP manufacturing - multiple cGMP processes involving process intermediates



Appendix

Intellectual Property

Vicinium Patent Life



Potential for 12 years of biologics marketing exclusivity from date (TBD) of first approval*



Note: Patent life assessment reflects independent analysis by Hogan Lovells US LLP.
 *Data exclusivity granted by FDA under the Biologics Price Competition and Innovation Act of 2009 (codified at 42 U.S.C. § 262(k))

